

The Ultimate Guide to Crumb Coating Machine in 2024

Introdução detalhada :

Introduction

Importance of Crumb Coating Machine in the Food Industry

Key components and how they work

Types of crumb coating machine available in 2024

Installation Requirements and Setup Process

Routine Maintenance Procedures

Troubleshooting Common Issues

Future Trends and Innovations

Reference

Introduction

In the realm of food processing machinery, the [crumb coating machine](#) stands as a pinnacle of innovation and efficiency. As industrial food machinery experts, we embark on an exploration of the ultimate guide to [crumb coating machines](#) in 2024.

The crumb coating machine, also known as a breading machine, plays a crucial role in the food production chain, particularly in the preparation of breaded and coated food products. This versatile equipment is designed to apply a uniform layer of breadcrumbs or coating to various food items, ranging from poultry and seafood to vegetables and snacks.

In 2024, the crumb coating machine landscape is characterized by advancements in technology, precision engineering, and customization capabilities. Manufacturers are continually pushing the boundaries to meet the evolving needs of the food industry, catering to diverse product specifications and production requirements.



Importance of Crumb Coating Machine in the Food Industry

In the realm of food processing, the crumb coating machine plays a pivotal role in ensuring product quality, consistency, and efficiency. As industrial food machinery experts, we recognize the significance of this equipment in enhancing the overall manufacturing process.

1. Consistent Coating Application

One of the primary reasons for the importance of crumb coating machines lies in their ability to deliver consistent coating application. These machines utilize advanced technology and precise control mechanisms to evenly coat food products with breadcrumbs, flour, or other coating materials. This uniform coating not only enhances the visual appeal of the final product but also contributes to its taste and texture.

2. Efficiency and Productivity

In today's fast-paced food industry, efficiency is paramount. Crumb coating machines are designed to streamline the coating process, allowing manufacturers to achieve higher levels of productivity while minimizing waste. With automated systems and optimized workflows, these machines enable consistent coating application without compromising on quality, thereby enhancing overall efficiency in production facilities.

3. Versatility and Adaptability

Another key aspect of crumb coating machines is their versatility and adaptability to a wide range of food products. Whether it's chicken nuggets, fish fillets, or vegetable patties, these machines can

accommodate various shapes, sizes, and textures with ease. This flexibility is crucial for food manufacturers seeking to diversify their product offerings and cater to evolving consumer preferences in the market.

4. Hygiene and Food Safety

Maintaining high standards of hygiene and food safety is non-negotiable in the food industry. Crumb coating machines are designed with hygiene in mind, featuring stainless steel construction and easy-to-clean surfaces to prevent cross-contamination and bacterial growth. Additionally, advanced sanitation protocols and automated cleaning systems ensure compliance with stringent food safety regulations, safeguarding the integrity of the final product.

5. Cost-Effectiveness

Investing in a crumb coating machine can yield significant cost savings for food manufacturers in the long run. By automating the coating process and minimizing manual labor, these machines reduce labor costs and increase operational efficiency. Moreover, their ability to control coating thickness and minimize ingredient wastage further contributes to cost-effectiveness, making them a valuable asset for businesses looking to optimize their production processes.



Key components and how they work

Component	Description
-----------	-------------

Conveyor Belt	The conveyor belt is a crucial component of the crumb coating machine, responsible for transporting the food product through the coating process. It is typically made of food-grade materials such as stainless steel and is designed to withstand the rigors of continuous operation. The belt moves at a controlled speed to ensure uniform coating application.
Coating Chamber	The coating chamber houses the coating ingredients, such as breadcrumbs or powders, and facilitates the application onto the food product. It is equipped with mechanisms for even distribution of the coating, ensuring consistent coverage and adherence to the product surface. The chamber may feature adjustable settings to accommodate different coating thicknesses and textures.
Blower System	The blower system generates airflow within the coating chamber, aiding in the adherence of the coating to the food product. It creates a controlled environment where excess coating is removed, preventing clumping and ensuring a smooth, uniform finish. The airflow velocity and direction can be adjusted to optimize efficiency and minimize waste.
Vibrating Mechanism	The vibrating mechanism enhances coating adherence by gently shaking the food product as it passes through the coating chamber. This action helps distribute the coating evenly and dislodge any excess coating, ensuring a consistent and uniform finish. The vibration intensity and frequency can be customized to suit different types of food products and coating formulations.
Control Panel	The control panel serves as the command center for the crumb coating machine, allowing operators to adjust various parameters and monitor the coating process. It features intuitive controls and user-friendly interfaces for easy operation and customization. Operators can regulate factors such as conveyor speed, coating thickness, and airflow settings to achieve desired coating results.

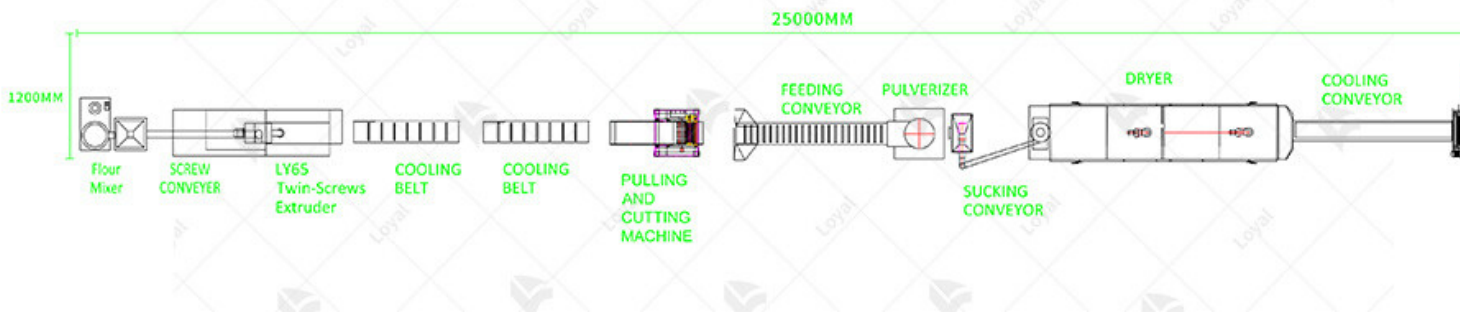
Each of these key components plays a vital role in the operation of a crumb coating machine, working together seamlessly to deliver precise and consistent coating application. Understanding their functions and capabilities is essential for maximizing efficiency and quality in food production processes.



Types of crumb coating machine available in 2024

Type of Crumb Coating Machine	Key Features	Applications
Automatic Crumb Coating Machine	High-speed operation, uniform coating, adjustable settings	Large-scale food production, continuous lines
Semi-Automatic Crumb Coating Machine	Combines manual and automated processes, cost-effective	Medium-scale production, flexible operations
Compact Crumb Coating Machine	Space-saving design, easy to operate, ideal for small batches	Small-scale production, specialty items
Industrial Crumb Coating Machine	Robust construction, high capacity, advanced control systems	Large-scale, industrial manufacturing
Continuous Crumb Coating Machine	Non-stop operation, consistent quality, high efficiency	Mass production, high demand environments

Batch Crumb Coating Machine	Flexible production volumes, easy to clean, versatile use	Varied production needs, smaller batches
-----------------------------	---	--



Installation Requirements and Setup Process

In 2024, the installation and setup of a crumb coating machine are pivotal steps that ensure optimal performance and longevity. As industrial food machinery experts, we provide a comprehensive guide on the essential requirements and systematic process to install and set up your crumb coating machine efficiently.

1. Site Preparation

Before installing a crumb coating machine, it is crucial to prepare the site adequately. Ensure the location is clean, dry, and free from any obstructions. The area should have sufficient space to accommodate the machine and allow for easy access for maintenance and operation. Additionally, the flooring must be sturdy enough to support the weight of the equipment and minimize vibration during operation.

2. Power and Electrical Requirements

Crumb coating machines require a stable and reliable power supply. Verify that the electrical system in your facility meets the machine's voltage and amperage specifications. It is advisable to have a dedicated circuit to prevent any electrical interference. Ensure that the power connections are secure and that all electrical components are properly grounded to avoid any safety hazards.

3. Air Supply and Ventilation

Proper air supply and ventilation are essential for the efficient functioning of a crumb coating machine. Install appropriate air compressors and filtration systems to provide clean and consistent air pressure. Adequate ventilation is necessary to remove any dust or particles generated during the coating process, maintaining a clean and safe working environment.

4. Equipment Assembly

Once the site is prepared, and the necessary utilities are in place, proceed with the assembly of the crumb coating machine. Follow the manufacturer's instructions meticulously to ensure all components are correctly assembled. Pay close attention to aligning and securing parts to avoid operational issues. It is recommended to have trained personnel or technicians oversee this process to guarantee accuracy and safety.

5. Calibration and Testing

After assembly, calibrate the crumb coating machine to ensure precise operation. Adjust the settings according to the manufacturer's guidelines and conduct thorough testing with sample products. This step is crucial to verify that the machine delivers consistent and uniform crumb coating. Monitor

performance closely and make any necessary adjustments to optimize the coating process.


6. Operator Training

Proper training of operators is essential for the successful operation of a crumb coating machine. Provide comprehensive training sessions that cover all aspects of machine operation, safety protocols, and routine maintenance procedures. Ensuring that operators are well-versed in the machine's functionality will minimize the risk of errors and enhance overall productivity.

7. Maintenance and Upkeep

Regular maintenance is key to the longevity and efficiency of a crumb coating machine. Establish a maintenance schedule that includes routine inspections, cleaning, and lubrication of moving parts. Promptly address any issues or malfunctions to prevent downtime and extend the machine's operational life.

By meticulously following these installation requirements and setup processes, you can ensure your crumb coating machine operates at peak performance, delivering consistent and high-quality results for your food production needs.



Routine Maintenance Procedures

Routine maintenance of a crumb coating machine is essential for ensuring its optimal performance and longevity. In 2024, the industry standards for maintaining these machines have evolved, incorporating advanced techniques and best practices. As industrial food machinery experts, we outline the key maintenance procedures for a crumb coating machine to help you maintain efficiency and reliability.

1. Daily Cleaning

Regular cleaning is fundamental to the maintenance of a crumb coating machine. After each use, thoroughly clean all contact surfaces to prevent crumb buildup and contamination. Utilize food-grade cleaning agents and ensure that all residue is removed, particularly from hard-to-reach areas.

2. Lubrication of Moving Parts

Proper lubrication is critical for the smooth operation of a crumb coating machine. Check the manufacturer's guidelines for recommended lubrication intervals and appropriate lubricants. Lubricate key moving parts such as bearings, chains, and gears to reduce friction and prevent wear.

3. Inspection of Belts and Conveyors

Daily inspections should include checking belts and conveyors for signs of wear, damage, or misalignment. Ensure that belts are properly tensioned and conveyors are operating smoothly. Replace any worn or damaged components promptly to avoid operational disruptions.

4. Calibration Checks

Accurate calibration is crucial for consistent crumb application. Regularly verify and adjust the calibration settings of the crumb coating machine to maintain precision. This ensures uniform crumb thickness and adherence to product specifications.

5. Electrical Component Examination


Inspect electrical components, including wiring, sensors, and control panels, for any signs of wear or malfunction. Ensure all connections are secure and free from damage. Address any electrical issues immediately to prevent safety hazards and machine downtime.

6. Monitoring and Adjusting Airflow

For crumb coating machines that utilize air systems, regularly monitor and adjust airflow settings. Ensure that air filters are clean and free from obstructions. Proper airflow is vital for consistent crumb distribution and overall machine performance.

7. Scheduled Professional Servicing

In addition to routine daily maintenance, schedule professional servicing at regular intervals. Professional technicians can perform comprehensive inspections, identify potential issues, and conduct in-depth maintenance tasks that may be beyond the scope of daily routines.



Troubleshooting Common Issues

Crumb coating machines are essential in the food processing industry, providing an efficient method to apply bread crumbs to a variety of products. However, like any complex machinery, crumb coating machines can encounter issues that impede their operation. In 2024, understanding and troubleshooting these common issues is crucial for maintaining optimal performance. Here are some of the most frequent problems and their solutions:

1. Inconsistent Coating Application

One of the most common issues with crumb coating machines is inconsistent coating application. This can be caused by uneven distribution of crumbs or improper adjustment of the machine's settings. To resolve this, regularly check and calibrate the machine to ensure even crumb distribution. Additionally, inspect the feeding mechanism to prevent blockages or irregular crumb flow.

2. Machine Jamming

Jamming is another prevalent problem in crumb coating machines. It often occurs due to the accumulation of crumbs in the machine's moving parts. Regular cleaning and maintenance are essential to prevent jams. Ensure that all components, such as conveyors and feed hoppers, are free from debris and operate smoothly. Implementing a routine cleaning schedule can significantly reduce the risk of jamming.

3. Crumb Waste and Spillage

Excessive crumb waste and spillage can lead to inefficiencies and increased production costs. This issue typically arises from misaligned conveyors or improper crumb recovery systems. To address this, align the conveyors correctly and ensure the crumb recovery system is functioning effectively.

Adjusting the machine settings to optimize crumb usage can also help minimize waste.

4. Electrical and Mechanical Failures

Electrical and mechanical failures are common in any industrial machinery, and crumb coating machines are no exception. Regular inspection of electrical components, such as sensors and control panels, can help identify potential issues before they cause significant problems. Similarly, routine maintenance of mechanical parts, including belts and motors, is vital to prevent unexpected breakdowns.

5. Product Contamination

Product contamination is a serious concern in food processing. In crumb coating machines, contamination can occur due to inadequate cleaning or worn-out parts. To mitigate this risk, a strict sanitation protocol and replace any damaged or worn components immediately. Using high-grade materials for all machine parts that come into contact with the product is also essential for food safety.

6. Inadequate Machine Calibration

Improper calibration of the crumb coating machine can lead to various issues, including uneven coating and increased wear and tear on components. Regularly calibrating the machine according to the manufacturer's specifications is crucial for maintaining optimal performance. Training operators on proper calibration techniques can also help prevent issues related to improper setup.



Future Trends and Innovations

The crumb coating machine sector in 2024 is undergoing significant advancements, driven by technological innovations and evolving market demands. As experts in industrial food machinery,

examine the key trends and innovations that are shaping the future of crumb coating machines.

1. Advanced Automation

Automation is at the forefront of the crumb coating machine industry, revolutionizing how the machines operate. The integration of sophisticated robotics and AI-driven systems enhances production efficiency, reduces labor costs, and ensures consistent, high-quality coating. Automated crumb coating machines can handle large volumes with precision, catering to the fast-paced demands of modern food production lines.

2. Sustainability Initiatives

Sustainability is becoming a critical focus in the design and operation of crumb coating machines. Manufacturers are adopting eco-friendly practices, such as using energy-efficient motors and recyclable materials, to minimize environmental impact. Innovations also include the development of machines that reduce waste by optimizing the use of coating materials, thereby contributing to a more sustainable food processing industry.

3. Precision Coating Technology

In 2024, precision is paramount in the crumb coating process. Advances in technology enable coating machines to achieve uniform coverage with minimal material waste. These machines are equipped with state-of-the-art sensors and control systems that ensure exact application of crumbs, enhancing product quality and consistency across batches.

4. Smart Manufacturing with IoT

The Internet of Things (IoT) is transforming crumb coating machines into smart, connected devices. IoT integration allows for real-time monitoring and data collection, enabling predictive maintenance and reducing downtime. Smart crumb coating machines can communicate with other equipment on the production line, facilitating seamless operations and improved overall efficiency.

5. Customization and Versatility

Consumer demand for diverse food products is driving the need for customizable crumb coating solutions. Modern crumb coating machines offer unparalleled versatility, capable of handling a wide range of ingredients and coating styles. Whether producing gluten-free, organic, or gourmet products, these machines provide the flexibility to meet varied market preferences.

6. Enhanced Hygiene and Food Safety

Food safety is a top priority in the crumb coating process. Innovations in 2024 include improved hygienic designs that facilitate easy cleaning and maintenance, reducing the risk of contamination. Crumb coating machines are now built with stainless steel components and automated cleaning systems to ensure compliance with stringent food safety regulations, safeguarding both product quality and consumer health.



Reference

The following are five authoritative foreign literature websites in the field of Industrial food machinery:

1. Food Engineering Magazine

Website: <https://www.foodengineeringmag.com/>

2. Food Processing Magazine

Website: <https://www.foodprocessing.com/>

3. Journal of Food Engineering

Website: <https://www.journals.elsevier.com/journal-of-food-engineering>

4. Food Manufacturing Magazine

Website: <https://www.foodmanufacturing.com/>

5. International Journal of Food Science & Technology

Website: <https://onlinelibrary.wiley.com/>