

Everything you need to know about microwave drying oven In 2024

Introdução detalhada :

Introduction

Working principle

Key components of microwave drying oven

Comparison and advantages of microwave technology and traditional drying methods

Types of microwave drying oven

Technical parameters

Application of Microwave Drying Oven

Precautions for the selection and implementation of microwave drying oven

Challenges and Limitations of Microwave Drying Oven

Post-maintenance of Microwave Drying Oven

References

Introduction

In 2024, the landscape of microwave technology continues to evolve, with [microwave drying](#) standing at the forefront of innovation. These specialized ovens utilize microwave energy to efficiently and rapidly dry a variety of materials, ranging from food products to industrial components. As we delve into the realm of [microwave drying ovens](#), it becomes evident that their applications and benefits extend far beyond conventional drying methods. Let's explore everything you need to know about microwave drying ovens in 2024.

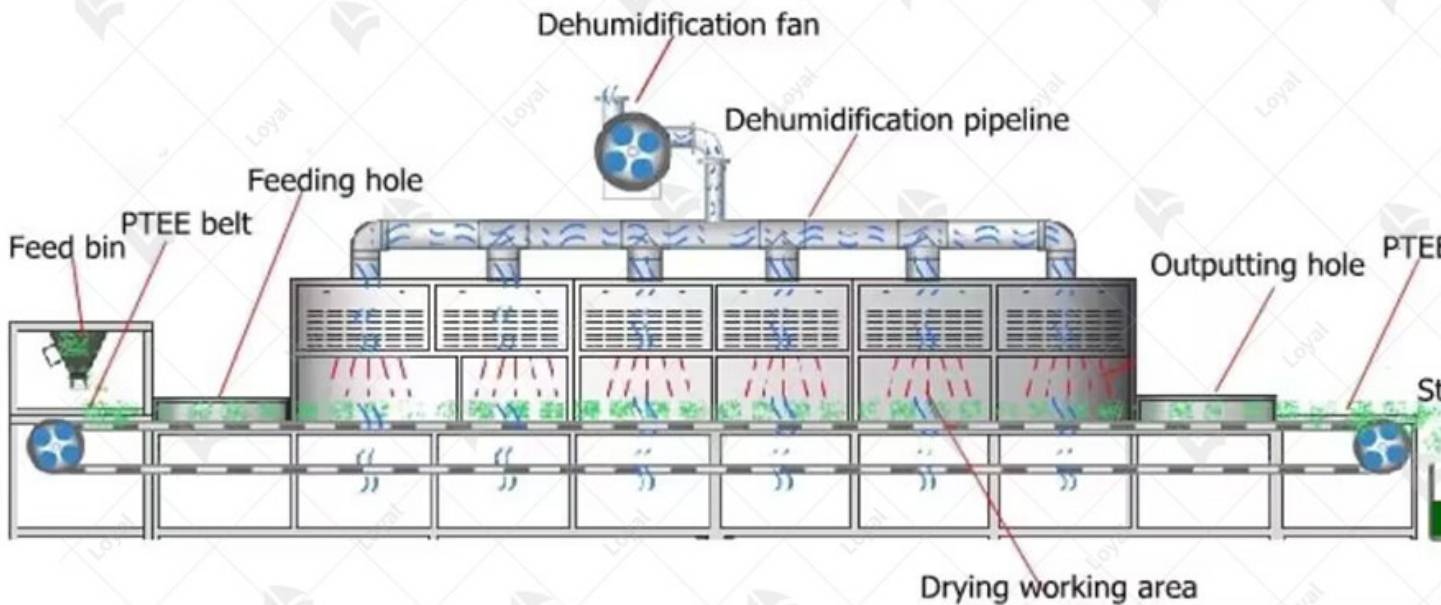


Working principle

The microwave drying oven, a cornerstone of modern food processing, operates on a simple yet effective principle. It harnesses the power of microwaves, a form of electromagnetic radiation

generate heat within the food itself. Unlike conventional ovens that rely on external heat sources such as gas or electric elements, microwave drying ovens penetrate the food with microwaves, causing water molecules within the food to oscillate rapidly. This agitation creates friction, which in turn generates heat, thereby evaporating moisture from the food. As a result, microwave drying not only speeds up the drying process but also preserves the food's flavor, nutrients, and texture more effectively than traditional methods.

Continuous Microwave Equipment Working Process



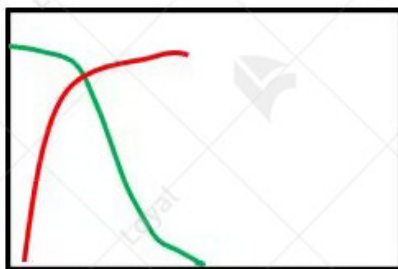
Key components of microwave drying oven

Component Name	Description
Magnetron	The magnetron is the heart of the microwave drying oven, responsible for generating microwaves. It converts electrical energy into electromagnetic radiation at microwave frequencies.
Waveguide	The waveguide is a hollow metal tube that carries microwaves from the magnetron to the oven cavity. It ensures that the microwaves are directed into the oven in a controlled manner, preventing leakage.
Turntable	The turntable is a rotating glass plate located at the bottom of the oven cavity. Its purpose is to rotate the food being heated, ensuring even exposure to the microwaves for uniform drying.
Control Panel	The control panel consists of buttons or a touchscreen interface that allows the user to set the desired drying time, temperature, and power level. It also includes indicators for monitoring the oven's status.
Ventilation System	The ventilation system helps to dissipate heat and steam generated during the drying process. It prevents the buildup of moisture inside the oven cavity, ensuring efficient and safe operation.

Temperature Sensor	The temperature sensor monitors the temperature inside the oven cavity and regulates the power output of the magnetron accordingly. This ensures precise control over the drying process and prevents overheating.
Safety Interlock	The safety interlock is a mechanism that prevents the microwave oven from operating when the door is open. It ensures user safety by cutting off power to the magnetron whenever the door is not securely closed.
Cavity	The cavity is the interior space of the microwave drying oven where the food is placed for drying. It is typically made of metal and designed to reflect and concentrate the microwaves, maximizing their effect on the food.
Insulation	Insulation materials are used to minimize heat loss from the oven cavity, improving energy efficiency and reducing the risk of external surfaces becoming too hot to touch. They also help to maintain a consistent drying temperature.
Stirrer Fan	The stirrer fan is a component that helps to distribute microwaves evenly throughout the oven cavity. It reduces hot spots and ensures uniform drying by circulating air and microwave energy.

LOYAL'S MICROWAVE ADVANTAGES

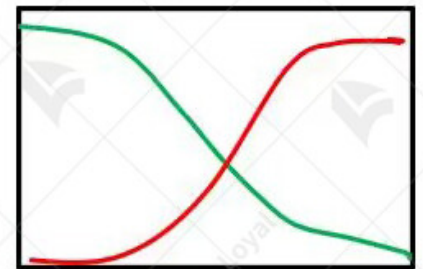
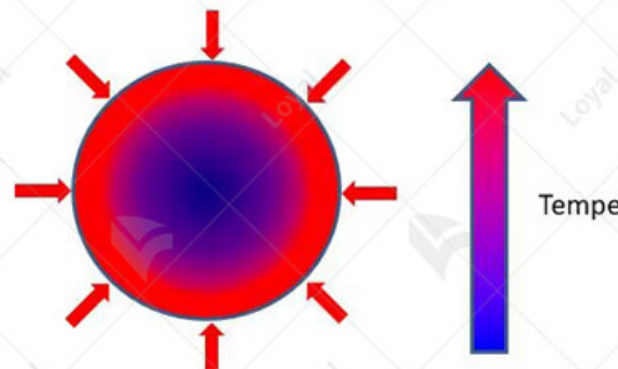
Microwave Heating



Time

FASTER, MORE EVEN

Conductive Heating



Time

SLOWLY...

Moisture

Temperature

Comparison and advantages of microwave technology traditional drying methods

Aspect	Microwave Drying Oven	Traditional Drying Methods
Heating Mechanism	Utilizes electromagnetic waves to directly heat materials	Relies on convection, conduction, and radiation for heating
Heating Uniformity	Provides more uniform heating throughout the material	Often leads to uneven heating, resulting in quality issues
Energy Efficiency	Offers higher energy efficiency due to direct heating	Often requires more energy due to indirect heating methods
Drying Time	Significantly reduces drying time for most materials	Drying time may be prolonged, depending on the method used
Product Quality	Preserves product quality by minimizing heat exposure	May result in quality degradation due to prolonged heating
Space and Footprint	Compact designs, suitable for small spaces	May require larger equipment and space for operation
Environmental Impact	Reduces carbon footprint with efficient energy usage	May contribute to environmental degradation with higher energy consumption
Cost-effectiveness	Initial investment might be higher, but long-term savings	Initial costs may be lower, but operational costs may be higher



Types of microwave drying oven

1. Batch Microwave Drying Oven:

One of the most common types, batch microwave drying ovens are ideal for small to medium operations. They function by exposing materials to microwave radiation within a closed chamber. This controlled environment ensures uniform drying without compromising the integrity of the material.

2. Continuous Microwave Drying Oven:

For larger-scale operations requiring uninterrupted drying processes, continuous microwave ovens are the go-to choice. These ovens feature a conveyor belt system that allows for a continuous flow of materials through the microwave chamber. This not only enhances productivity but also maintains consistent drying parameters throughout the process.

3. Vacuum Microwave Drying Oven:

Vacuum microwave drying ovens are designed to cater to materials sensitive to oxygen or prone to oxidation. By removing air from the drying chamber, these ovens create a vacuum environment, preventing unwanted reactions while facilitating efficient drying. This type of oven is particularly favored in industries such as pharmaceuticals and electronics, where precise control over drying conditions is paramount.

4. Hybrid Microwave Drying Oven:

Combining the advantages of conventional and microwave drying technologies, hybrid microwave drying ovens offer enhanced flexibility and performance. These ovens utilize both microwave radiation and conventional heating methods, allowing for faster drying rates and improved energy efficiency. They are often utilized in research and development settings where experimental optimization are key.

5. Industrial Microwave Drying Oven:

Engineered for heavy-duty applications, industrial microwave drying ovens are rugged, reliable, and capable of handling large volumes of materials. These ovens feature robust construction and advanced control systems to meet the demanding requirements of industrial settings. From food processing to chemical manufacturing, they find widespread use across diverse industries.


1. PLC control system



6. Machine Material : 304 stainless steel




5. The observation window is equipped with a travel switch to prevent microwave leakage and improve safety.



2. Material Feeder : Customizable according to your materials, both Liquid & Powder & Pellet available



3. Belt: Customizable mesh belts of various materials



4. Control cabinet: Add a control cabinet, neat and easy to clean



Technical parameters

Technical Parameters Of Continuous Microwave Dryer Industrial Microwave Dryer Machine					
Model	Size LWH(Can be customized according to the customer's requirements)	Output power	Dewaterability	Sterilization capacity	Baking capacity (Depends on different raw materials)
LY-10KW	5000mm825mm1750mm	?10KW	10KG/Hour	100KG/Hour	30-50KG/Hour
LY-20KW	8000mm825mm1750mm	?20KW	20KG/Hour	200KG/Hour	60-100KG/Hour
LY-30KW	8500mm1160mm1750mm	?30KW	30KG/Hour	300KG/Hour	90-150KG/Hour
LY-40KW	10000mm1160mm1750mm	?40KW	40KG/Hour	400KG/Hour	120-200KG/Hour
LY-50KW	12500mm1160mm1750mm	?50KW	50KG/Hour	500KG/Hour	150-250KG/Hour
LY-60KW	13500mm1450mm1750mm	?60KW	60KG/Hour	600KG/Hour	180-300KG/Hour
LY-70KW	13500mm1500mm1750mm	?70KW	70KG/Hour	700KG/Hour	210-350KG/Hour
LY-80KW	13500mm1650mm1750mm	?80KW	80KG/Hour	800KG/Hour	240-400KG/Hour
LY-100KW	16800mm1650mm1750mm	?100KW	100KG/Hour	1000KG/Hour	300-500KG/Hour
LY-150KW	22400mm1850mm1750mm	?150KW	150KG/Hour	1500KG/Hour	450-750KG/Hour
LY-200KW	27000mm1850mm1750mm	?250KW	250KG/Hour	2500KG/Hour	750-1250KG/Hour
LY-300KW	32000mm1850mm1750mm	?300KW	300KG/Hour	3000KG/Hour	900-1500KG/Hour
Power Supply		380V±10% 50Hz±1% Three-Phase Five-Wire			
Microwave Output Frequency		2450±50Mhz			

Microwave Input Apparent Power	?168Kva
Microwave Output Power	?120Kw
Microwave Power Adjustment Range	0-30Kw(Adjustable)
Ambient Temperature	-5-40°C
Relative Humidity	?80%, Surrounding Environment:No Corrosive Gas, Conductive Dust And Explosive Gas
Transmission Speed	0-10m/Min(Adjustable)



Application of Microwave Drying Oven

In 2024, the application of microwave drying ovens has reached unprecedented levels of efficiency and versatility. These innovative appliances have revolutionized various industries, offering a fast and uniform drying process that preserves the quality of materials while enhancing productivity.

Food Industry:
Microwave drying ovens have become indispensable tools in the food industry. From fruits and vegetables to meat products and grains, these ovens efficiently remove moisture while retaining flavor, color, and nutrients. This technology ensures quicker processing times and extends the shelf life of perishable goods, meeting the demands of modern consumers for convenience and quality.

Pharmaceutical Sector:
In pharmaceutical manufacturing, precision and consistency are paramount. Microwave drying ovens provide a sterile and controlled environment for drying medicinal herbs, active ingredients, and pharmaceutical formulations. By eliminating moisture content effectively, these ovens maintain the potency and efficacy of drugs, contributing to the production of high-quality pharmaceuticals.

Chemical Processing:


The chemical industry benefits immensely from the use of microwave drying ovens. These ovens facilitate the drying of various chemical compounds, catalysts, and intermediates without compromising their chemical integrity. The rapid drying process reduces production time and energy consumption, optimizing efficiency and cost-effectiveness in chemical processing operations.

Materials Science:

Microwave drying ovens play a crucial role in materials science research and development. They enable the drying of diverse materials such as ceramics, polymers, and composites with precise control. This technology accelerates the drying process, allowing researchers to study material properties and characteristics more efficiently, leading to advancements in materials engineering and manufacturing.

Environmental Applications:

In environmental science and engineering, microwave drying ovens offer sustainable solutions for wastewater treatment and sludge management. These ovens efficiently remove moisture from waste materials, reducing volume and mitigating environmental pollution. By incorporating microwave technology into waste drying processes, industries can achieve environmental compliance while minimizing operational costs.



1 Rapid heating, safe and environmentally friendly, sterilization time period, fast Save energy and heat evenly and thoroughly.



2 Timely heat control, sensitive response, strong microwave heating penetration ability.



3 High voltage power supply for microwave oven. Suitable for any environment long lasting Energy saving and environmental protection.



4 Use the dedicated high-voltage power supply for microwave oven. Air cooling in a dust-free environment long lasting Energy saving and environmental protection.



5 Microwave waveguide has long corrosion resistance and long service life.



6 Cooling fan, good heat dissipation effect.

Precautions for the selection and implementation of microwave drying oven

1. Understanding the Technology

Microwave drying ovens utilize electromagnetic radiation in the microwave frequency range to dry materials quickly and uniformly. Unlike conventional drying methods, such as hot air convection or infrared heating, microwave drying offers advantages such as faster drying times, reduced energy consumption, and better preservation of product quality.

2. Considerations for Selection

When selecting a microwave drying oven, it is essential to consider factors such as power output, frequency, cavity size, and control features. Higher power output and appropriate frequency are crucial for achieving desired drying rates, while cavity size should accommodate the volume of material to be dried. Advanced control features, such as temperature and moisture sensors, ensure precision and control over the drying process.

3. Safety Precautions

Microwave drying involves exposure to electromagnetic radiation, necessitating precautions to ensure operator safety. Proper shielding and interlocking mechanisms prevent leakage of microwave radiation, while clear warning signs and safety protocols minimize the risk of accidental exposure. Additionally, regular maintenance and calibration of equipment are essential to uphold safety standards and prevent malfunctions.

4. Implementation Considerations

Successful implementation of a microwave drying oven requires thorough planning and integration into existing processes. Proper installation, calibration, and training of personnel are essential to maximize efficiency and minimize downtime. Moreover, conducting trials and optimization studies can help fine-tune drying parameters and ensure consistent results.

5. Regulatory Compliance

Incorporating a microwave drying oven into industrial processes necessitates compliance with relevant regulatory standards and guidelines. Manufacturers should ensure that their equipment meets safety and performance standards set forth by regulatory authorities. Adherence to these standards not only ensures legal compliance but also reflects a commitment to quality and safety.

6. Future Trends

As technology advances, the landscape of microwave drying ovens continues to evolve. Innovations such as intelligent control systems, real-time monitoring, and automation are poised to revolutionize the drying industry, offering greater efficiency, reliability, and customization options. Keeping abreast of these developments and embracing emerging technologies will be critical for staying competitive in the evolving market landscape.



Challenges and Limitations of Microwave Drying Oven

1. Uneven Heating:

One of the primary challenges faced with microwave drying ovens is the issue of uneven heating. Due to the nature of microwave energy, certain areas within the oven may absorb more energy than others, leading to inconsistent drying results. This can result in product quality variations and may necessitate additional monitoring and adjustment during the drying process.

2. Material Compatibility:

Another limitation of microwave drying ovens lies in their compatibility with certain materials. While microwave drying is highly effective for certain substances such as ceramics, polymers, and some food products, it may not be suitable for materials that are sensitive to electromagnetic radiation or prone to overheating. Manufacturers must carefully evaluate the compatibility of their materials with microwave drying technology to avoid damage or subpar results.

3. Energy Consumption:

Although microwave drying is generally more energy-efficient compared to traditional drying methods, the initial investment in microwave drying equipment can be substantial. Additionally, operating a microwave drying oven at optimal efficiency requires proper calibration and maintenance, which may incur additional costs. Despite the long-term cost savings, some businesses may find the upfront expenses prohibitive.

4. Process Control and Monitoring:

Maintaining precise control over the drying process is essential for achieving consistent results and ensuring product quality. However, monitoring and controlling microwave drying parameters such as temperature, moisture content, and airflow can be challenging. Advanced sensors and automation

systems can help address these concerns, but they add complexity and cost to the overall system.

5. Safety Considerations:

Microwave drying involves the use of electromagnetic radiation, which poses potential safety risks if not managed properly. Operators must adhere to strict safety protocols to minimize the risk of exposure to microwave radiation and prevent accidents such as burns or fires. Additionally, proper ventilation and shielding are essential to protect workers and maintain a safe working environment.



3-5min
Extremely
Fast Drying



Simultaneous
Heating Inside
And Outside



Temperature
Sensing
Prevents
Overheating



Synchronous
Sterilization &
Disinfection
Function



Cooling System
Has Long
Service Life



Micr
Ant

Post-maintenance of Microwave Drying Oven

After investing in a microwave drying oven, ensuring its longevity and optimal performance requires diligent post-maintenance. Here, we delve into the essential steps to maintain your microwave drying oven effectively in 2024.

Regular Cleaning and Inspection

Proper maintenance begins with regular cleaning and inspection of the microwave drying oven. Start by unplugging the appliance and allowing it to cool down completely. Remove any food residue or spills from the interior using a mild detergent and water solution. Pay close attention to the door seals and hinges, ensuring they are free from debris or buildup that could affect the oven's sealing and efficiency.

Check for Wear and Tear

Periodically inspect the interior cavity and components of the microwave drying oven for signs of wear and tear. Look out for any cracks, chipped paint, or rust, as these issues can compromise the oven's efficiency and safety of the appliance. Replace any damaged parts promptly to prevent further damage and ensure optimal performance.

Calibration and Adjustment

Calibration plays a crucial role in maintaining the accuracy of temperature and power settings in a microwave drying oven. Verify the oven's performance against a calibrated thermometer and adjust the settings if necessary. This step helps ensure consistent results and prevents overheating or undercooking of food products.

Ventilation System Maintenance

The ventilation system is vital for dissipating heat and preventing the buildup of steam and condensation inside the microwave drying oven. Inspect the vents and filters regularly, removing any obstructions or debris that may impede airflow. Clean or replace the filters as recommended by the manufacturer to maintain optimal ventilation and prevent overheating.

Safety Precautions

Prioritize safety by following all recommended guidelines and precautions outlined in the user manual. Avoid using metal utensils or containers that are not microwave-safe, as they can cause

arcing and damage to the oven. Additionally, never operate the microwave drying oven when as this can lead to overheating and damage to the internal components.



References

The following are five authoritative foreign literature websites in the field of industrial micro

1. IEEE Xplore Digital Library

Website: [<https://ieeexplore.ieee.org/>]

2. ScienceDirect

Website: [<https://www.sciencedirect.com/>]

3. SpringerLink

Website: [<https://link.springer.com/>]

4. Wiley Online Library

Website: [<https://onlinelibrary.wiley.com/>]

5. PubMed

Website: [<https://pubmed.ncbi.nlm.nih.gov/>]