

Everything you Need to Know About Dog Food Extruder

Introdução detalhada :

Introduction to Dog Food Extruders

How Dog Food Extruders Work

Types of Dog Food Extruders

Considerations When Choosing a Dog Food Extruder

Key Components of Dog Food Extruders

Advantages of Using Dog Food Extruders

Maintenance and Cleaning Tips for Dog Food Extruders

Safety Precautions When Operating Dog Food Extruders

Future Trends in Dog Food Extruder Technology

FAQs: Frequently asked questions about Dog Food Extruder

References

Introduction to Dog Food Extruders

Dog food extruders are vital pieces of equipment in the pet food manufacturing industry. These machines are specifically designed to produce various types of dog food products efficiently and consistently. Utilizing advanced technology and engineering, [dog food extruders](#) ensure that the nutritional requirements of dogs are met while also maintaining product quality and safety standards. Dog food extruders come in different sizes and configurations, depending on the production scale and specific requirements of pet food manufacturers. Whether used in large-scale industrial facilities or smaller operations, [dog food extruders](#) play a crucial role in meeting the growing demand for quality pet food products worldwide.




How Dog Food Extruders Work

Dog food extruders operate through a process known as extrusion, which involves the transformation of raw ingredients into finished products through heat, pressure, and mechanical action. The process begins with the introduction of raw ingredients into the extruder's feed hopper, where they are conveyed into the extrusion chamber by a rotating screw.

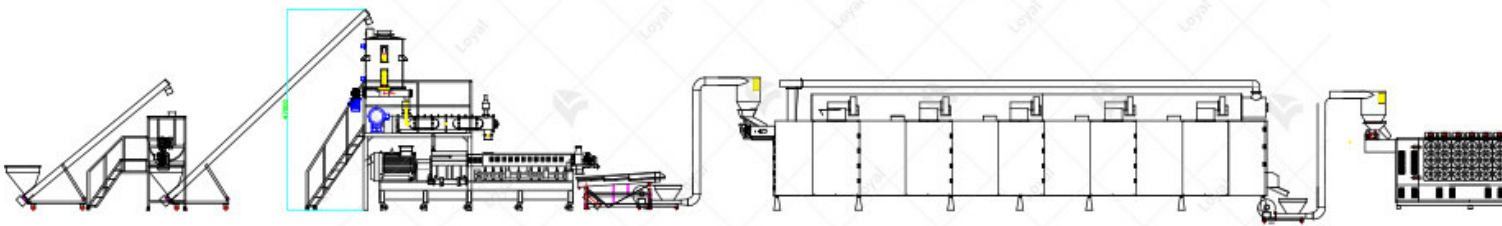
Inside the extrusion chamber, the raw ingredients are subjected to high temperature and pressure, causing them to undergo physical and chemical changes. The combination of heat and mechanical shear from the rotating screw cooks the ingredients, resulting in the formation of a dough-like mixture. This mixture is then forced through a die, which shapes it into the desired product form, such as kibble or treats.

As the extruded product exits the die, it is cut into uniform pieces by a rotating knife or cutter. The pieces are then conveyed through a drying and cooling process to remove moisture and ensure product stability. The entire process is carefully controlled to optimize product quality, texture, and nutritional content.



Types of Dog Food Extruders

There are several types of dog food extruders available, each designed to meet specific production requirements and product specifications. Single-screw extruders are the most common type, featuring a single rotating screw that conveys and compresses the ingredients through the extrusion chamber. Twin-screw extruders offer increased flexibility and control over the extrusion process, making them suitable for producing a wide range of dog food formulations. Additionally, specialty extruders, such as wet extruders, are available for producing semi-moist or soft dog food products. Each type of dog food extruder has its advantages and limitations, and the choice of extruder depends on factors such as production volume, product specifications, and budget considerations. Manufacturers must carefully evaluate their specific needs to select the most suitable extruder for their operations.



Considerations When Choosing a Dog Food Extruder

When selecting a dog food extruder, several factors must be considered to ensure optimal performance and product quality. Two prominent manufacturers in the industry are Loyalty

Machinery and Clextral, each offering their unique features and benefits. Here's a simple comparison between Loyalty Machinery and Clextral extruders:

Aspect	Loyalty Machinery	Clextral
Capacity	Offers a range of capacities	Typically higher capacities
Flexibility	May offer customization options	Known for versatility in product range
Technology	Utilizes advanced technology	Renowned for innovative solutions
Maintenance	Easy maintenance procedures	Requires specialized maintenance
Cost	Competitive pricing	Higher initial investment
Customer Support	Responsive customer service	Established global support network

Depending on specific production requirements, budget constraints, and preferences, manufacturers can choose between Loyalty Machinery and Clextral extruders to meet their needs effectively.



Key Components of Dog Food Extruders

Dog food extruders are intricate machines designed to produce high-quality pet food efficiently. These extruders consist of several key components that work together seamlessly to ensure the processing of ingredients into nutritious and appealing dog food.

The first critical component is the feeder, responsible for accurately dispensing raw materials into the extruder. This component must maintain a consistent flow of ingredients to achieve uniformity in the final product. Next, the preconditioner plays a vital role in preparing the ingredients for extrusion by mixing them with steam and water. This process improves the digestibility of the food and ensures

optimal nutritional value.

Once the ingredients are adequately conditioned, they enter the extrusion chamber, where the magic happens. Here, a combination of heat, pressure, and mechanical action cooks the ingredients while forcing them through a die to give the food its desired shape. The extrusion process not only cooks the food thoroughly but also enhances its palatability and digestibility.

After extrusion, the product moves through a cutter, where it is precisely sliced or shaped according to specifications. Finally, the dryer removes excess moisture from the freshly extruded dog food, ensuring a longer shelf life and preserving its quality during storage.



Advantages of Using Dog Food Extruders

The utilization of dog food extruders offers numerous advantages over traditional pet food manufacturing methods.

One significant advantage is the ability to produce a wide range of dog food formulations with consistent quality. Dog food extruders can accommodate various ingredients, including meats and vegetables, allowing manufacturers to create customized recipes tailored to specific nutritional requirements or dietary preferences.

Furthermore, the extrusion process imparts a unique texture to the dog food, making it more appealing to pets. The high temperatures and pressure involved in extrusion help to denature proteins, improving their digestibility and bioavailability. This results in dog food that not only tastes better but also provides superior nutrition and absorption of essential nutrients.

Another notable advantage of using dog food extruders is their efficiency and scalability. The machines can produce large volumes of pet food in a relatively short amount of time, making

ideal for mass production. Additionally, modern extruders are equipped with advanced control systems that allow for precise regulation of processing parameters, ensuring consistent production and minimizing waste.

Dog food extruders are indispensable tools in the pet food industry, offering unparalleled efficiency, versatility, and quality in the production of nutritious and appealing dog food products. By understanding the key components and advantages of these machines, manufacturers can harness their full potential to meet the evolving demands of pet owners and their furry companions.



Maintenance and Cleaning Tips for Dog Food Extruders

Proper maintenance and cleaning practices are essential for maximizing the efficiency and lifespan of dog food extruders in industrial settings. By following these maintenance and cleaning tips, operators can ensure smooth operations and produce high-quality dog food products consistently.

Develop a comprehensive maintenance schedule that includes regular inspections, lubrication of moving parts, and replacement of worn components. This proactive approach helps prevent unexpected breakdowns and extends the lifespan of the extruder equipment.

Regularly inspect the extruder for signs of wear, damage, or irregularities in operation. Pay close attention to the condition of the die and knife settings, as well as the integrity of the barrel and cooling plate. Address any issues promptly to prevent further damage and maintain optimal performance.

Ensure that all moving parts of the extruder are adequately lubricated to minimize friction and wear. Use lubricants recommended by the manufacturer and follow proper lubrication procedures to avoid over-lubrication or contamination of the product.

After each production run, disassemble the extruder components and clean them thoroughly to remove any residual product or debris. Use food-grade cleaning agents and sanitizers to maintain hygienic conditions and prevent contamination of the next batch of dog food products. Regularly monitor and adjust temperature and pressure settings according to product specifications to ensure consistent product quality. Inspect the heating and cooling systems regularly to identify and address any issues that may affect temperature control during the extrusion process. By implementing these maintenance and cleaning tips, operators can optimize the performance and reliability of dog food extruders, ultimately ensuring the production of high-quality dog food that meet industry standards and consumer expectations.



Safety Precautions When Operating Dog Food Extruder


Operating a dog food extruder requires strict adherence to safety protocols to prevent accidents and ensure the well-being of personnel. Here are some essential safety precautions to consider: Firstly, before operating the dog food extruder, it is imperative to undergo comprehensive training on its functionality, safety features, and emergency procedures. Operators should be familiar with the controls and mechanisms to effectively operate the equipment and respond promptly to any unforeseen circumstances.

Secondly, wearing appropriate personal protective equipment (PPE) is crucial when working with dog food extruders. This includes safety goggles to protect the eyes from potential debris or splash, heat-resistant gloves to prevent burns or injuries while handling hot components, and hearing protection if the equipment generates excessive noise levels.

Furthermore, maintaining a clean and organized workspace is essential for minimizing hazards and ensuring smooth operations. Clearing away clutter and keeping walkways free of obstacles can prevent trips, slips, and falls during operation.

Additionally, regular inspection and maintenance of the dog food extruder are necessary to identify any potential safety hazards or mechanical issues. Inspecting electrical connections, hydraulic systems, and moving parts can help prevent malfunctions or breakdowns that could pose risks to operators.

In conclusion, prioritizing safety precautions when operating dog food extruders is paramount for protecting personnel and maintaining a secure working environment. By implementing rigorous training, wearing appropriate PPE, maintaining a clean workspace, and conducting regular equipment inspections, operators can mitigate risks and ensure safe and efficient operations.



Future Trends in Dog Food Extruder Technology

As technology continues to advance, the future of dog food extruders holds promising developments aimed at enhancing efficiency, product quality, and sustainability. Here are some anticipated trends in dog food extruder technology:

One significant trend is the integration of smart automation and artificial intelligence (AI) capabilities into dog food extruders. AI-driven systems can optimize production parameters in real-time, adjusting temperature, pressure, and ingredient ratios for optimal product consistency and energy efficiency. Another emerging trend is the use of novel materials and coatings for extruder components to improve durability, minimize wear and tear, and facilitate easier cleaning and maintenance. Innovations in materials science may lead to the development of lightweight yet robust extruders.

that offer enhanced performance and longevity.

Furthermore, there is growing interest in sustainable practices within the pet food industry, driving the development of eco-friendly dog food extruders. Manufacturers are exploring alternative energy sources, such as solar or biomass, to power extrusion processes, reducing carbon emissions and minimizing environmental impact.

Moreover, advancements in extrusion technology may enable the production of customized dog food formulations tailored to meet specific nutritional requirements or dietary preferences. This includes the incorporation of functional ingredients, such as probiotics or antioxidants, to enhance pet health and well-being.

In conclusion, the future of dog food extruder technology is poised to revolutionize the pet food industry by integrating smart automation, utilizing sustainable practices, and offering customized solutions. By embracing these trends, manufacturers can meet evolving consumer demands for high-quality, nutritious pet food products while minimizing environmental footprint.



FAQs: Frequently asked questions about Dog Food Extruder

1. What is a dog food extruder?

A dog food extruder is a specialized industrial machine used to mix, cook, shape, and extrude ingredients into finished dog food products.

2. How does a dog food extruder work?

Dog food extruders operate by forcing a mixture of ingredients through a barrel using high pressure and temperature. As the mixture passes through the die, it undergoes mechanical shear and thermal processing, resulting in cooked and expanded dog food products.

3. What types of dog food can be produced with a dog food extruder?

Dog food extruders can produce various products including dry kibble, semi-moist treats, and vegetable protein (TVP) based formulations.

4. What are the benefits of using a dog food extruder?

Benefits include increased production efficiency, consistent product quality, improved digestibility and palatability, enhanced shelf stability, and the ability to meet specific nutritional requirements.

5. What are some common issues and troubleshooting tips for dog food extruders?

Common issues include uneven product consistency, blockages, temperature and pressure fluctuations. Troubleshooting involves adjusting formulations, die settings, conducting maintenance checks, and proper cleaning.

6. Are dog food extruders easy to clean and maintain?

Yes, they require regular cleaning and maintenance, facilitated by features for disassembly, access to components, and sanitation using food-grade cleaning agents.

References

1. Food and Agriculture Organization of the United Nations (FAO):

<https://www.fao.org/home/en/>

2. American Society of Agricultural and Biological Engineers (ASABE):

<https://www.asabe.org/>

3. The Aquaculture Engineering Society (AES): <https://www.aesweb.org/>

4. European Aquaculture Society (EAS): <https://www.aquaeas.eu/>

5. International Aquafeed Magazine: <https://www.international-aquafeed.com/>