


Baking Doritos Corn Chips Process Line

Introdução detalhada :

Baked Doritos cornflakes production line is a production line for making Doritos cornflakes. The production line consists of multiple machines working together in sequence to produce high-quality, crispy and delicious cornflakes. The process begins with mixing cornmeal, water, oil and seasonings. The mixture is then shaped into flat sheets and cut into triangles using a specialized cutting machine. The triangular pieces are then sent into an oven where they are baked at a specific temperature and time to ensure the chips are crispy and golden brown. After baking, let the chips cool to remove excess moisture. The chips are then packaged using an automatic packaging machine to ensure uniform weight and appearance of the chips when sold. The baked Doritos cornflakes production line is designed to run efficiently and continuously, ensuring a steady output of high-quality cornflakes. It is a highly automated system that minimizes human intervention and reduces the possibility of defects or errors in the production process.




The Flowchart Of Baking Doritos Corn Chips Process Line

1.Flour Mixer --- 2. Screw Conveyor --- 3. Double Screw Extruder --- 4. Shaping Machine --- 5. Cooler --- 6. Baking Machine --- 7. Flavoring Line



The Function Of Baking Doritos Corn Chips Process Line

- 1.Flour Mixer:** Mixer makes the raw material adding to water and other chemical additive fully mixed.The mixing process ensures that the ingredients are evenly distributed and forms a dough that is pliable and easy to work with.
- 2.Screw Conveyor:** Screw conveyor can not only convey on the level but also by any angel these materials can be conveyed in the stainless steel roller without leaking, dust pollution; meanwhile it can send the self-mixer to the feeding machine or the conditioner and directly send the discharge hole of the inflating extruder.
- 3.Double Screw Extruder:** The dough is then extruded using a machine that shapes it into the familiar triangle shape of Doritos. The extrusion process applies heat and pressure to the dough, which helps to create the crispy texture that is a hallmark of Doritos.
- 4.Shaping Machine:** After extrusion, the dough is cut into individual doritos corn chips and shaped using special molds. The molds create the distinctive ridges on the surface of the chips, which provide additional texture and help the doritos corn chips to hold onto more seasoning.
- 5.Cooler:** Prevent product adhesion
- 6.Baking Machine:** The doritos corn chips are then dried and pre-baked to remove any remaining moisture and to give them an initial crunchiness. This step also sets the shape of the doritos corn chips and helps to create a uniform texture.
- 7.Flavoring Line:** The final step in the process line is to add the seasoning to the doritos corn chips and bake them to perfection. The seasoning is applied using a special drum that tumbles the chips and ensures that each one is evenly coated. The doritos corn chips are then baked at a high temperature to create a crispy, crunchy texture and to bring out the full flavor of the seasonings.




The Parameter Of Baking Doritos Corn Chips Process Line

Model	Installed Powder (kw)	Powder Consumption (kw)	Output (kg/h)	Size(L*W*H)
LY100	117kw	82kw	80-100kg/h	15000*1050*1960mm
LY65	143kw	100kw	120-150kg/h	22000*1200*2200mm
LY70	187kw	131kw	200-250kg/h	24000*1500*2200mm



What's Advantage Of Doritos Corn Chips?

Crunchy Texture	Known for their satisfying crunchy texture, Doritos Corn Chips provide a fun and enjoyable eating experience.
Variety Of Flavors	Doritos Nachos come in a variety of flavors, from classic Nacho Cheese to spicy Chili Lime. This variety allows people to choose their favorite flavors or try new things.
Easy To Carry	Doritos Corn Flakes are a great on-the-go snack because they come in a resealable bag that can be easily carried in a purse or backpack.
Great For Sharing	Due to their shape and size, Doritos Nachos are perfect for sharing with friends and family during parties or get-togethers.
Can Be Used In Recipes	Doritos Corn Flakes can be crushed and used as a topping in salads, soups or casseroles, adding extra texture and flavor to dishes.



The Advantage Of Baking Doritos Corn Chips Process Line

Consistency	By using an automated production line, chips can be baked at a consistent temperature and time for consistent quality and flavor.
Efficiency	Using a production line can speed up production and throughput, which can also reduce labor costs.
Facilitate Large	Scale production - automated production lines are suitable for large-scale production, which is important to meet high demand.
Precise Control	The process line can precisely control the baking temperature, baking time and other parameters, optimize the production process, and achieve consistent quality.
Cost-Effectiveness	Automating production lines can help optimize production, reduce costs and increase profits over time.

