

How To Choose The Best Wool microwave drying machinery: 2026 Buyer's Guide

Detail Introduction :

What is Wool Microwave Drying Machinery?

Key Features to Look for in Wool Microwave Drying Machinery

Recommended Company

About packaging and after-sales service

Reference

What is Wool Microwave Drying Machinery?

Wool Microwave Drying Machinery is an advanced industrial equipment specifically designed for drying wool fibers using microwave technology. This machinery utilizes electromagnetic waves at microwave frequencies to rapidly remove moisture from wool, offering significant advantages in terms of speed, energy efficiency, and overall product quality.

1. The Science Behind Wool Microwave Drying Technology

The core principle behind **Wool Microwave Drying Machinery** involves the use of microwave radiation to generate heat directly within the wool fibers. Microwaves penetrate the wool, causing the water molecules to vibrate at high frequencies. This rapid vibration generates internal heat, which in turn causes the moisture inside the wool to evaporate.

Unlike traditional drying methods that use external heat sources such as hot air or steam, microwave drying directly targets the water content within the wool. This ensures a faster and more uniform drying process, significantly reducing the drying time required for wool products.



How Wool Microwave Drying Machinery Works

<p>Microwave Energy Application</p>	<p>The machinery generates microwave energy that is absorbed by the wool. This energy creates heat directly inside the fibers, which accelerates the moisture evaporation process.</p>
<p>Moisture Removal</p>	<p>As the water molecules inside the wool are heated, they turn into steam and escape the wool fibers. This process helps to reduce the moisture content efficiently without compromising the integrity of the wool.</p>

Controlled Drying Environment	Wool Microwave Drying Machinery is designed to offer precise control over the drying environment. This allows operators to manage the temperature, moisture levels, and drying time, ensuring consistent results across different batches of wool.
-------------------------------	--



3. Advantages of Wool Microwave Drying Machinery Over Traditional Methods

Speed and Efficiency	Traditional wool drying methods, such as hot air or tumble drying, can take several hours, depending on the thickness of the wool. Wool Microwave Drying Machinery, on the other hand, can dry wool in a fraction of the time, improving throughput and overall efficiency in wool processing.
Energy Savings	The microwave drying process is more energy-efficient compared to traditional methods. Since microwaves directly heat the water molecules inside the wool, much less energy is lost compared to external heat sources, resulting in lower energy consumption for the same amount of dried wool.

Improved Product Quality	Wool Microwave Drying Machinery minimizes the risk of shrinkage, fiber damage, and uneven drying, which are common issues with conventional drying methods. The microwave technology ensures that the wool is dried uniformly, preserving its softness, texture, and elasticity, making it suitable for high-quality textile production.
Environmental Benefits	As sustainability becomes an increasingly important factor in manufacturing, Wool Microwave Drying Machinery provides an environmentally friendly alternative to traditional drying systems. The reduced energy usage and faster drying cycles contribute to a lower carbon footprint and a greener production process.

4. Comparison to Conventional Wool Drying Methods

Conventional wool drying methods, such as the use of hot air or steam, rely on transferring heat to the wool through external sources. These processes are slow and may cause damage to delicate wool fibers if the temperature is too high or the drying time is too long. Additionally, the heat is applied from the outside, which can result in uneven drying. In contrast, Wool Microwave Drying Machinery offers a more advanced solution where microwaves directly penetrate the wool, ensuring more even moisture distribution and preventing overheating. This not only accelerates the drying process but also ensures that the wool retains its desired properties, including its texture and color.



Key Features to Look for in Wool Microwave Drying Machinery

When choosing Wool Microwave Drying Machinery, it's essential to understand the key features that directly impact both the efficiency of the drying process and the quality of wool products. As the textile industry increasingly adopts advanced drying technologies, selecting machinery that suits your production needs is crucial for optimizing operations and ensuring the best outcomes. Below are the key features to consider when evaluating microwave drying equipment.

1. Drying Speed and Efficiency

One of the primary advantages of Wool Microwave Drying Machinery is its ability to drastically reduce drying time compared to conventional drying methods. The speed at which the machinery can dry wool not only boosts overall productivity but also enhances throughput in large-scale operations.

When evaluating drying speed, look for machinery that offers high processing rates without compromising quality. The faster the drying time, the more wool can be processed in a given period, increasing your production capacity. Additionally, efficient systems ensure that heat is applied uniformly, which contributes to faster and more consistent drying.

2. Energy Consumption and Sustainability

As industrial production scales up, energy efficiency becomes increasingly important. Wool drying is an energy-intensive process, and traditional methods often consume large amounts of electricity or fuel. In contrast, Wool Microwave Drying Machinery is designed to use energy more effectively by targeting moisture directly within the wool fibers.

Opt for machinery that minimizes energy waste. Some advanced systems come with features such as power-saving modes, energy usage monitoring, and optimized microwave power settings. These innovations allow you to lower operational costs while contributing to more sustainable production practices by reducing your carbon footprint.

3. Moisture Control and Temperature Regulation

Effective moisture control and temperature regulation are critical in the wool drying process. Wool Microwave Drying Machinery should provide precise control over both the drying temperature and moisture levels. This ensures that the wool is dried evenly and efficiently with minimal risk of damage or over-drying.

Look for systems that offer adjustable settings to cater to different types of wool. For example, the machinery should have the capability to control temperature levels in relation to varying moisture content, preventing overheating and ensuring the wool retains its softness, texture, and elasticity.

4. Durability and Maintenance Requirements

Wool Microwave Drying Machinery is a significant investment, so it's important to select equipment that is durable and requires minimal maintenance. Look for machines constructed with high-quality materials that can withstand the rigors of industrial environments. Stainless steel and corrosion-resistant components are typically ideal for this kind of machinery. Additionally, consider the ease of maintenance. Equipment with user-friendly maintenance schedules, easily replaceable parts, and diagnostic tools for troubleshooting can minimize downtime and reduce overall maintenance costs.

5. Size and Space Considerations

The size of the Wool Microwave Drying Machinery should match the scale of your production. For smaller operations, compact models may suffice, while larger-scale facilities may require industrial-grade systems with greater drying capacity. It's also important to consider the space available in your facility. Ensure that the machine fits within your designated drying area while allowing for proper airflow and ease of operation.

Check whether the machinery can be customized for specific space constraints, and ensure that the layout optimizes workflow efficiency.

6. Automation and User Interface

Modern Wool Microwave Drying Machinery often comes with automated controls, allowing operators to set and forget certain aspects of the drying process. A user-friendly interface with easy-to-read displays and programmable settings can help reduce human error and streamline the operation.

Look for machinery that includes automatic monitoring systems for moisture levels, temperature, and drying time, as these features can ensure consistent results across different wool batches. In addition, automated systems can notify operators when maintenance or service is required, further improving operational efficiency.

7. Scalability and Flexibility

As your business grows, your machinery should be able to scale with it. The best Wool Microwave Drying Machinery is flexible enough to handle a range of wool products and drying capacities. Check whether the system can be easily upgraded or modified to meet increasing production demands, or if it offers modular components that can be added as needed.

Scalability also means being able to process different wool types (e.g., fine wool, coarse wool) without compromising the quality of the dried product. The machinery should have flexibility to adapt to various wool grades, ensuring a high standard of output across all production stages.



Technical Parameters Of Continuous Microwave Drying Machinery			
Model	Size LWH(Can be customized according to the customer's requirements)	Output power	Dewaterability
LY-10KW	5000mm825mm1750mm	?10KW	10KG/Hour
LY-20KW	8000mm825mm1750mm	?20KW	20KG/Hour
LY-30KW	8500mm1160mm1750mm	?30KW	30KG/Hour

LY-40KW	10000mm1160mm1750mm	?40KW	40KG/Hour
LY-50KW	12500mm1160mm1750mm	?50KW	50KG/Hour
LY-60KW	13500mm1450mm1750mm	?60KW	60KG/Hour
LY-70KW	13500mm1500mm1750mm	?70KW	70KG/Hour
LY-80KW	13500mm1650mm1750mm	?80KW	80KG/Hour
LY-100KW	16800mm1650mm1750mm	?100KW	100KG/Hour
LY-150KW	22400mm1850mm1750mm	?150KW	150KG/Hour
LY-200KW	27000mm1850mm1750mm	?250KW	250KG/Hour
LY-300KW	32000mm1850mm1750mm	?300KW	300KG/Hour
Power Supply			
Microwave Output Frequency			
Microwave Input Apparent Power			
Microwave Output Power			
Microwave Power Adjustment Range			
Ambient Temperature			
Relative Humidity		?80%, Surrounding E	
Transmission Speed			



Recommended Company

Shandong Loyal Industrial Co.,Ltd. Is a Manufacturer Of Snacks Extruder Machine , Industrial Microwave Oven , Corn Flakes Production Line , And a Standing Director Of Food And Drying Equipment Industry Association.

The Self-developed Twin-screw Extruder And Single-screw Equipment of Shandong Machinery Have Been Used In Production: Puffed Snack Food, Breakfast Cereal Corn Flakes, Fried Pasta, Bread Crumbs, Fruit Chips, Baby Food, Textured Soy Protein (tofu) Food, Fish Feed And Pet Food. a Variety of Snack Production Line Supporting Production. The Same Time, The Batching, Drying, Flaking, Baking, Frying And Spraying Equipment Matching The Twin-screw Extrusion System Have All Achieved Independent Design And Production.

Our Extrusion System Is Widely Used In: Puffed Snack Foods, Breakfast Cereals, Vegetable Protein Meat Products, Nutrition Bars, Fortified Rice, Grain Nutrition Powder, Modified Starch, Bread Crumbs And Other Food Additives, Pet Food, Aquatic Feed, Biology And Chemical Industries.

Customer-specific Food Processing Plant Project Solutions

As one of the leading manufacturers of food processing equipment, we are always seeking for new solutions that benefit our snack food customers. Our experienced frying engineers always find the optimal solution for your industrial batch and continuous frying system application. That's why we also develop, design and produce custom fried snack products.

line.

Close collaboration with our customer is important to us even in the early development phase. No matter what the special requirements of instant noodles production line, snack food extruder machine, pasta production line application, we can develop a custom made food processing equipment to match your needs.

Loyal have a unique and efficient industrial continuous frying equipment for snack food extruder machine that provides the right crunch and desired moisture level.

In ovens or drying units, electric or gas can be used as heating sources.

The Industrial Microwave Sterilization Defrosting Drying Machine can be designed as powder dosing system and a wet slurry dosing system as required.

Some snacks can also be fried according to taste requirements, and we also provide Snack Production Line for the processing and packaging of fried extruded snacks.


About packaging and after-sales service

Packing: Plastic Film Suitable For Ocean Carriage

Technical Support: The customer can inform machine related problems to us via telephone, email or fax. All information will be recorded and will be reported to the After-sale Service team. Meanwhile, the sales person will be tracking the case until problem solved.

Service Team: We have a professional After-sale Service team including 10 professional engineers with at least 6 years working experience.
After-sale Service available : 1. Check & test before delivery 2. Instruction for installation
3. On site commissioning 4. Repair & maintenance

After the receipt the advanced payment, we will provide allocation chart at the buyer's request. When effect the shipment, we'll provide operation manual, etc. in English.



Reference

The following are five authoritative foreign literature websites in the field of Industrial machinery:

1. Food Engineering Magazine

Website: <https://www.foodengineeringmag.com/>

2. Food Processing Magazine

Website: <https://www.foodprocessing.com/>

3. Journal of Food Engineering

Website: <https://www.journals.elsevier.com/journal-of-food-engineering>

4. Food Manufacturing Magazine

Website: <https://www.foodmanufacturing.com/>

5. International Journal of Food Science & Technology

Website: <https://onlinelibrary.wiley.com/>