

Everything you Need to Know About Fish Feed Pellet Machine

Introducción detallada :

Introduction to Fish Feed Pellet Machine

Working Principle of Fish Feed Pellet Machine

Components and Parts of Fish Feed Pellet Machine

Types and Varieties of Fish Feed Pellet Machines

Advantages of Using Fish Feed Pellet Machine

Applications and Industries Utilizing Fish Feed Pellet Machine

Factors to Consider When Choosing a Fish Feed Pellet Machine

Maintenance and Cleaning Tips for Fish Feed Pellet Machine

Future Innovations and Trends in Fish Feed Pellet Machine Technology

FAQs: Frequently asked questions about Fish Feed Pellet Machine

References

Introduction to Fish Feed Pellet Machine

A [fish feed pellet machine](#) is a vital piece of equipment in the aquaculture industry, designed to produce high-quality feed pellets for fish and other aquatic organisms. These machines play a crucial role in ensuring the nutritional needs of farmed fish are met efficiently and consistently.

Fish feed pellet machines come in various sizes and configurations to accommodate different production capacities and feed formulations. They are commonly used in fish farms, hatcheries, and other aquaculture facilities worldwide to optimize feed production processes and enhance overall productivity.



Working Principle of Fish Feed Pellet Machine

The working principle of a [fish feed pellet machine](#) involves several key processes that transform raw ingredients into uniform and digestible feed pellets suitable for fish consumption. Initially, the raw materials, which typically include fish meal, grains, vitamins, and minerals, are ground into a fine powder or meal using a grinding mill.

Once the ingredients are finely ground, they are mixed thoroughly to ensure a homogeneous blend of nutrients and additives. This mixture is then fed into the feed pellet machine's chamber, where it undergoes compression and extrusion through a die. The combination of heat, pressure, and mechanical force during extrusion results in the formation of dense and compact feed pellets. The extruded pellets are then cut to the desired length by a cutting device before being cooled and dried to remove excess moisture. Finally, the finished pellets are sieved to remove any fines or irregularly shaped particles, resulting in a high-quality feed product ready for packaging and distribution.




Components and Parts of Fish Feed Pellet Machine

A fish feed pellet machine consists of several essential components and parts that work together to facilitate the pelletization process. These include:

1. **Feeder:** The feeder is responsible for delivering the raw materials into the pelletizing chamber at a controlled rate to maintain consistent pellet quality and production efficiency.
2. **Conditioner:** The conditioner is an optional component that can be integrated into the feed pellet machine to provide steam and moisture to the raw materials before extrusion. This helps improve pellet durability and digestibility.
3. **Pelletizing Chamber:** The pelletizing chamber houses the extrusion mechanism, including the die and rollers, where the raw materials are compressed and shaped into pellets under high pressure and temperature.
4. **Die and Rollers:** The die and rollers are critical components that determine the size, shape, and texture of the finished pellets. They come in various designs and configurations to accommodate different feed formulations and pellet specifications.
5. **Cutter:** The cutter is used to slice the extruded pellets to the desired length as they exit the pelletizing chamber, ensuring uniformity and consistency in pellet size.
6. **Cooling and Drying System:** After extrusion, the pellets are cooled and dried to remove excess moisture and stabilize their structure. This helps prevent spoilage and ensures long-term storage stability.

Each component of a fish feed pellet machine plays a vital role in the pelletization process, contributing to the production of high-quality and nutritious feed pellets for fish and aquatic

organisms.




Types and Varieties of Fish Feed Pellet Machines

Fish feed pellet machines come in various types and configurations to meet the diverse needs of the aquaculture industry. Understanding the different types can help in selecting the most suitable machine for specific production requirements.

One common type of fish feed pellet machine is the flat die pellet mill. This machine features a flat die and rollers that compress the feed mixture into pellets as it passes through the die. Flat die pellet mills are often used for small to medium-scale production and are suitable for producing both floating and sinking fish feed pellets.

Another type is the ring die pellet mill, which is typically used for large-scale fish feed production. Ring die pellet mills utilize a rotating die and stationary rollers to compress the feed mixture into pellets. These machines offer higher production capacities and are capable of producing high-quality pellets with consistent sizes and shapes.



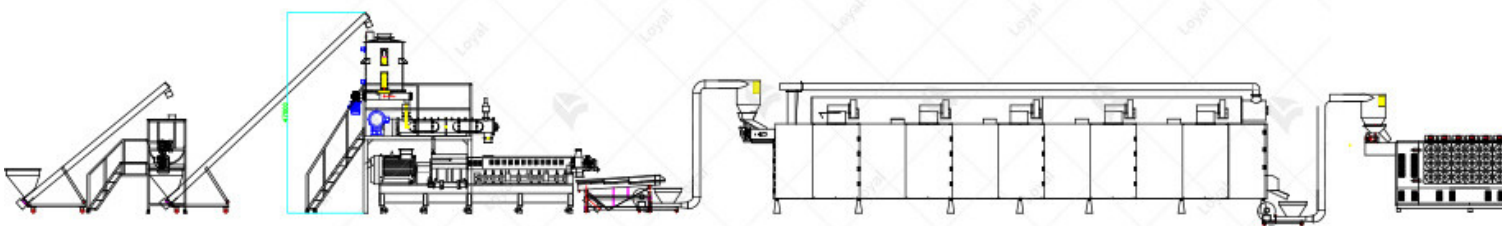
Advantages of Using Fish Feed Pellet Machine

Using a fish feed pellet machine offers several advantages over traditional feeding methods, making it a preferred choice for aquaculture operations.

One of the primary advantages is the ability to precisely control the size, shape, and density of feed pellets. This ensures uniform feeding and optimal nutrient intake for fish, leading to improved growth rates and feed conversion ratios.

Additionally, fish feed pellet machines allow for the incorporation of various ingredients and additives into the feed formulation, such as vitamins, minerals, and medicinal additives. This flexibility enables producers to customize feed recipes to meet the specific nutritional requirements of different fish species and growth stages.

Furthermore, fish feed pellets have superior stability and durability compared to other feed forms, such as powdered or extruded feeds. Pellets are less prone to nutrient leaching and spoilage, reducing waste and ensuring consistent feed quality over time.



Applications and Industries Utilizing Fish Feed Pellet Machine

Machine

Fish feed pellet machines are widely used across the aquaculture industry for producing feeds for various fish species, including tilapia, salmon, trout, catfish, and shrimp.

Aquaculture farms and hatcheries rely on fish feed pellet machines to efficiently produce high-quality feeds for both freshwater and marine species. These machines are essential for meeting the nutritional needs of fish at different life stages, from fry to adult fish.

Additionally, fish feed pellet machines are utilized by feed manufacturers and suppliers to produce commercial feeds for distribution to aquaculture operations worldwide. These feeds are formulated to provide balanced nutrition and promote optimal growth, health, and performance in farmed fish populations.

Overall, fish feed pellet machines play a crucial role in supporting the sustainable growth and development of the aquaculture industry by providing nutritious and cost-effective feed solutions for fish production.




Factors to Consider When Choosing a Fish Feed Pellet Machine

When selecting a fish feed pellet machine, several factors must be taken into account to ensure optimal performance and efficiency. Here, we will compare machines from LOYAL company and Wenger company in a simple table format to provide a comprehensive overview.

| Factors | LOYAL Company Fish Feed Pellet Machine | Wenger Company Fish Feed Pellet Machine |
|-------------------------------|---|---|
| Production Capacity | High | Moderate to High |
| Versatility | LOYAL's machine is versatile and can process a wide range of raw materials, including various types of fish feed ingredients. | Wenger's machine offers exceptional versatility, capable of handling diverse formulations and producing different pellet sizes for various fish species. |
| Energy Efficiency | LOYAL's machine is designed with energy-efficient features, minimizing electricity consumption and operational costs. | Wenger's machine incorporates advanced energy-saving technologies, resulting in significantly lower energy consumption compared to conventional models. |
| Durability and Reliability | LOYAL's machine is built with high-quality materials and components, ensuring long-term durability and reliable performance. | Wenger's machine is renowned for its robust construction and reliable operation, even under heavy loads, with minimal downtime and maintenance requirements. |
| Automation and Control | LOYAL's machine is equipped with basic automation and control systems, offering ease of operation and user-friendly interfaces. | Wenger's machine features advanced automation and control functionalities, allowing for precise parameter adjustments and real-time monitoring of production processes. |
| Technical Support and Service | LOYAL company provides comprehensive technical support and after-sales service, including installation, training, and maintenance assistance. | Wenger company offers excellent customer support and service, with prompt response times and expert guidance to address any issues or inquiries. |

Assess Production Requirements: Before making a decision, carefully evaluate your production needs, including output volume, product specifications, and budget constraints. Choose a machine that aligns with your specific requirements to ensure maximum efficiency and return on investment.

Evaluate After-sales Service: Consider the level of after-sales support provided by the manufacturer. Opt for a company that offers responsive customer service, maintenance assistance, and readily available spare parts to minimize downtime and maintain uninterrupted production operations. Investing in a reliable after-sales service can significantly impact the long-term performance and reliability of your fish feed pellet machine.



Maintenance and Cleaning Tips for Fish Feed Pellet

Machine

Proper maintenance and cleaning of a fish feed pellet machine are essential to ensure its efficient operation and longevity. Here are some expert tips to maintain and clean your fish feed pellet machine effectively:

Regularly inspect all parts of the fish feed pellet machine for wear and tear, such as the die, rollers, bearings, and motor. Replace any worn or damaged parts immediately to prevent further damage and ensure smooth operation. Additionally, lubricate moving parts according to the manufacturer's recommendations to reduce friction and extend the lifespan of the machine.

Develop a comprehensive cleaning schedule for your fish feed pellet machine to remove residue and prevent contamination. Start by disconnecting the power source and disassembling the machine according to the manufacturer's instructions. Use a brush or compressed air to remove debris from hard-to-reach areas, such as the die and internal components. Then, clean all surfaces with a mild detergent and water solution to remove any remaining residue. Rinse thoroughly and allow the machine to dry completely before reassembling and restarting.

Pay special attention to the die and rollers of the fish feed pellet machine, as they are crucial components for shaping and compressing the feed. Inspect the die regularly for signs of wear, cracks or uneven surfaces, and replace it if necessary to maintain product quality. Similarly, clean the rollers thoroughly to prevent buildup and ensure uniform pellet production. Adjust the roller gap as needed to achieve the desired pellet size and consistency.



Future Innovations and Trends in Fish Feed Pellet Machine

Technology

The field of fish feed pellet machine technology is continuously evolving to meet the growing demands of the aquaculture industry. Here are some future innovations and trends to watch out for. Advancements in automation and digital technology are expected to revolutionize fish feed pellet production, with the integration of sensors, monitoring systems, and data analytics for real-time process optimization and quality control. Automated feed formulation and pelletization processes will improve efficiency and reduce labor costs, leading to higher productivity and profitability.

With increasing concerns about environmental sustainability, future fish feed pellet machines are likely to incorporate eco-friendly materials and processes. This includes the use of alternative protein sources, such as insect meal or algae, to reduce reliance on fishmeal and promote sustainable aquaculture practices. Additionally, innovative pelletization techniques, such as cold extrusion and steam conditioning, will minimize energy consumption and environmental impact.

Fish feed pellet machines of the future will offer greater customization and flexibility to meet the diverse needs of aquaculture operations. Modular designs and interchangeable components will allow for easy adaptation to different feed formulations, pellet sizes, and production volumes. Additionally, advanced control systems will enable precise adjustment of process parameters to optimize pellet quality and nutritional value for specific fish species and growth stages.

In conclusion, the future of fish feed pellet machine technology holds exciting possibilities for improved efficiency, sustainability, and customization in aquafeed production. By embracing automation, sustainability, and flexibility, manufacturers can stay ahead of the curve and control the growth and development of the aquaculture industry.



FAQs: Frequently asked questions about Fish Feed Pellet

Machine

1. What is a fish feed pellet machine?

A fish feed pellet machine is a specialized piece of equipment used to produce pellets from various ingredients for feeding fish.

2. How does a fish feed pellet machine work?

Fish feed pellet machines work by compressing and shaping a mixture of ingredients, including fish meal, grains, vitamins, and minerals, into small pellets through a die.

3. What types of fish feed can be made with a fish feed pellet machine?

Fish feed pellet machines can produce various types of feed, including sinking pellets, floating pellets, and slow-sinking pellets, tailored to different fish species and feeding habits.

4. What are the benefits of using a fish feed pellet machine?

Using a fish feed pellet machine offers benefits such as uniform pellet size, improved feed conversion rates, reduced waste, and ease of handling and storage.

5. How do you maintain a fish feed pellet machine?

Regular maintenance of a fish feed pellet machine involves cleaning the machine, inspecting and replacing worn parts, lubricating moving components, and ensuring proper adjustment of the rollers.

6. What safety precautions should be followed when operating a fish feed pellet machine?

Safety precautions include wearing appropriate personal protective equipment (PPE), following operating instructions, keeping hands and clothing away from moving parts, and disconnecting the machine before performing maintenance.

7. Can a fish feed pellet machine be used for other purposes?

While primarily designed for producing fish feed, some pellet machines can also be used to produce feed for other aquatic animals, poultry, livestock, and even pet food with appropriate adjustments to the formulation and die.

References

1. Food Engineering Magazine:www.foodengineeringmag.com

2. Food Processing Technology:www.foodprocessing-technology.com

3. International Food Information Council (IFIC) Foundation:www.foodinsight.org

4. Food Safety Magazine:www.foodsafetymagazine.com

5. American Society of Agricultural and Biological Engineers (ASABE):www.asabe.org